



# 230 OUTRAGE

## 2017 MODEL YEAR | PERFORMANCE DATA SHEET

### TESTING INFORMATION

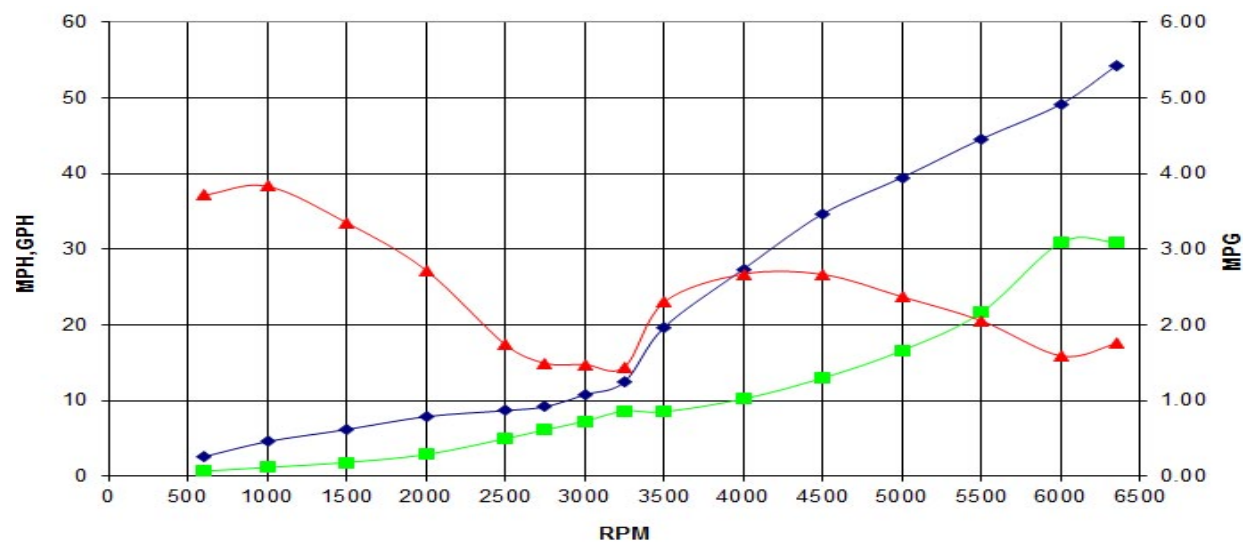
Model: 230 Outrage  
Hull #: USBWCE1660A616  
Engine: Mercury 350 Verado  
Horsepower: 350  
Gear Ratio: 1.75 : 1  
Prop: 14 1/2" x 18" Enertia  
Fuel Capacity: 107 gallons  
Notable Options: Hardtop, Premium Package, Windlass, Aft Livewell  
Test Date: 23-March-2016

### WEIGHT SUMMARY

Dry Weight: 4,979 lbs  
Fuel: 35 gallons  
Water: 20 gallons  
Test Gear: 25 lbs  
Personnel: 375 lbs  
Test Weight: 5,761 lbs  
Water Conditions: 70° F  
Weather Conditions: 50° F

	RPM	Speed		Fuel Consumption			range (mi)
		mph	knots	gph	mpg	nmpg	
Idle	600	2.6	2.3	0.7	3.71	3.23	358
	1000	4.6	4.0	1.2	3.83	3.33	369
	1500	6.2	5.4	1.9	3.35	2.91	323
	2000	7.9	6.9	2.9	2.72	2.37	262
	2500	8.7	7.6	5.0	1.74	1.51	168
	2750	9.2	8.0	6.2	1.50	1.30	144
	3000	10.8	9.4	7.3	1.48	1.28	142
	3250	12.5	10.9	8.7	1.45	1.25	139
	3500	19.7	17.1	8.6	2.30	2.00	222
	4000	27.4	23.8	10.3	2.67	2.32	257
WOT	4500	34.7	30.1	13.0	2.67	2.32	257
	5000	39.5	34.3	16.7	2.37	2.06	228
	5500	44.6	38.7	21.7	2.06	1.78	198
	6000	49.2	42.7	30.9	1.59	1.38	153
	6350	54.3	47.2	31.0	1.75	1.52	169

Acceleration: time to plane 5.8 secs  
Idle - 30 mph 9.6 secs



Notes: 1) Speed determined by GPS. Fuel consumption based on total usage by the engines. MPG computed from MPH & GPH. Range based on 90% of total fuel capacity. 2) The performance data shown should be considered valid only for the specific boat whose serial number is shown and on the date this test was performed. Many factors may affect the actual performance of this boat or of similar boats. Such factors include, but are not limited to, installation of certain options such as towers and hard tops, vessel loading and trim, weather and sea conditions, engines condition, propeller condition and hull bottom condition. Boston Whaler makes no guarantee whatsoever that this performance will be repeated on this boat at a later date or at any time on a similarly equipped boat.



# 230 OUTRAGE

## 2017 MODEL YEAR | PERFORMANCE DATA SHEET

### TESTING INFORMATION

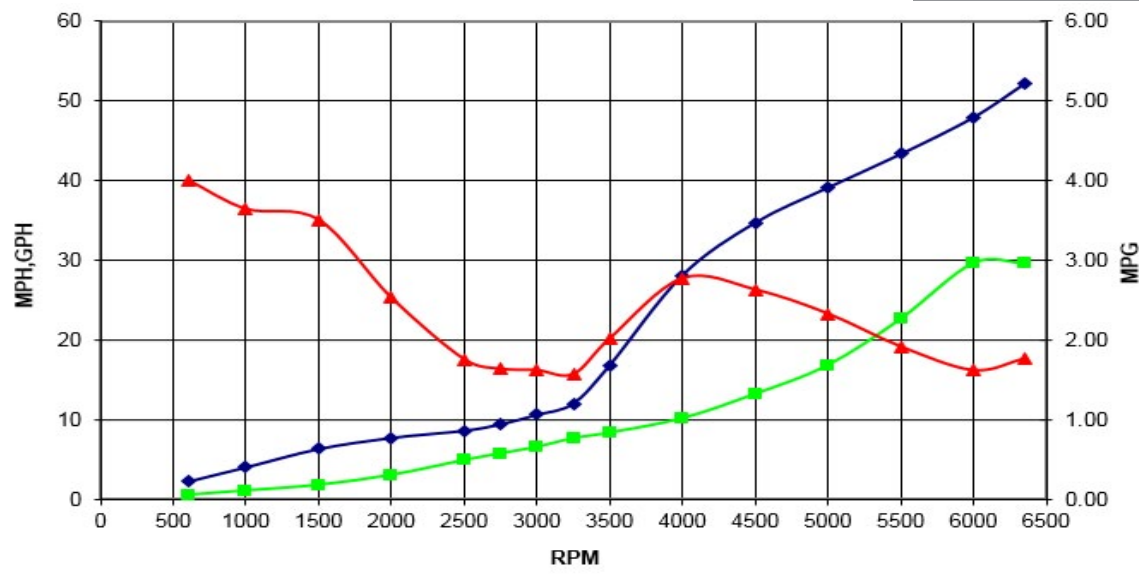
Model: 230 Outrage  
Hull #: USBWCE0010F617  
Engine: Mercury 300 Verado  
Horsepower: 300  
Gear Ratio: 1.85 : 1  
Prop: 16" x 17" Enertia Eco  
Fuel Capacity: 107 gallons  
Notable Options: Hardtop, Fishing Package  
Test Date: 14-June-2016

### WEIGHT SUMMARY

Dry Weight: 4,500 lbs  
Fuel: 52 gallons  
Water: 20 gallons  
Test Gear: 25 lbs  
Personnel: 375 lbs  
Test Weight: 5,387 lbs  
Water Conditions: 86° F  
Weather Conditions: 82° F

	RPM	Speed		Fuel Consumption			
		mph	knots	gph	mpg	nmpg	range (mi)
Idle	600	2.2	1.9	0.6	4.00	3.47	385
	1000	4.0	3.5	1.1	3.64	3.16	350
	1500	6.3	5.5	1.8	3.50	3.04	337
	2000	7.7	6.7	3.1	2.52	2.19	243
	2500	8.6	7.5	4.9	1.76	1.52	169
	2750	9.4	8.2	5.8	1.63	1.42	157
	3000	10.6	9.2	6.6	1.62	1.41	156
	3250	12.0	10.4	7.7	1.57	1.36	151
	3500	16.8	14.6	8.4	2.01	1.75	194
	4000	28.1	24.4	10.2	2.77	2.40	267
	4500	34.7	30.1	13.2	2.63	2.28	253
	5000	39.1	34.0	16.8	2.33	2.02	224
	5500	43.3	37.6	22.6	1.92	1.66	185
	6000	47.9	41.6	29.6	1.62	1.41	156
WOT	6350	52.1	45.2	29.6	1.76	1.53	170

Acceleration: time to plane 5.5 secs  
Idle - 30 mph 9.4 secs



Notes: 1) Speed determined by GPS. Fuel consumption based on total usage by the engines. MPG computed from MPH & GPH. Range based on 90% of total fuel capacity. 2) The performance data shown should be considered valid only for the specific boat whose serial number is shown and on the date this test was performed. Many factors may affect the actual performance of this boat or of similar boats. Such factors include, but are not limited to, installation of certain options such as towers and hard tops, vessel loading and trim, weather and sea conditions, engines condition, propeller condition and hull bottom condition. Boston Whaler makes no guarantee whatsoever that this performance will be repeated on this boat at a later date or at any time on a similarly equipped boat.





# 230 OUTRAGE

## 2017 MODEL YEAR | PERFORMANCE DATA SHEET

### TESTING INFORMATION

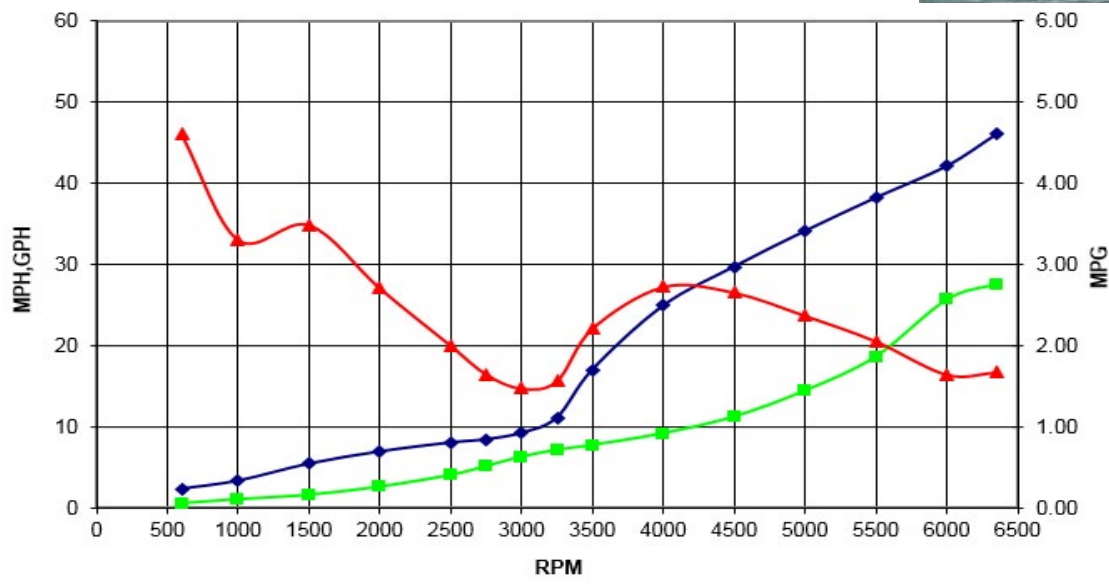
Model: 230 Outrage  
Hull #: USBWCE0010F617  
Engine: Mercury 250 Verado  
Horsepower: 250  
Gear Ratio: 1.85 : 1  
Prop: 15" x 15" Enertia  
Fuel Capacity: 107 gallons  
Notable Options: Hardtop, Fishing Package  
Test Date: 14-June-2016

### WEIGHT SUMMARY

Dry Weight: 4,500 lbs  
Fuel: 52 gallons  
Water: 20 gallons  
Test Gear: 25 lbs  
Personnel: 375 lbs  
Test Weight: 5,387 lbs  
Water Conditions: 86° F  
Weather Conditions: 82° F

	RPM	Speed		gph	Fuel Consumption		range (mi)
		mph	knots		mpg	nmpg	
Idle	600	2.3	2.0	0.5	4.60	3.99	443
	1000	3.3	2.9	1.0	3.30	2.87	318
	1500	5.4	4.7	1.6	3.48	3.03	335
	2000	6.9	6.0	2.6	2.71	2.35	261
	2500	8.0	6.9	4.0	2.00	1.74	193
	2750	8.4	7.3	5.1	1.65	1.43	159
	3000	9.2	8.0	6.3	1.47	1.28	142
	3250	11.1	9.6	7.1	1.56	1.36	151
	3500	17.0	14.8	7.7	2.21	1.92	213
	4000	24.9	21.6	9.2	2.72	2.36	262
	4500	29.7	25.8	11.2	2.65	2.30	255
	5000	34.1	29.6	14.4	2.37	2.06	228
	5500	38.2	33.2	18.6	2.05	1.78	198
	6000	42.1	36.6	25.6	1.64	1.43	158
WOT	6350	46.0	39.9	27.6	1.67	1.45	161

Acceleration: time to plane 5.2 secs  
Idle - 30 mph 9.1 secs



Notes: 1) Speed determined by GPS. Fuel consumption based on total usage by the engines. MPG computed from MPH & GPH. Range based on 90% of total fuel capacity. 2) The performance data shown should be considered valid only for the specific boat whose serial number is shown and on the date this test was performed. Many factors may affect the actual performance of this boat or of similar boats. Such factors include, but are not limited to, installation of certain options such as towers and hard tops, vessel loading and trim, weather and sea conditions, engines condition, propeller condition and hull bottom condition. Boston Whaler makes no guarantee whatsoever that this performance will be repeated on this boat at a later date or at any time on a similarly equipped boat.



# 230 OUTRAGE

## 2017 MODEL YEAR | PERFORMANCE DATA SHEET

### TESTING INFORMATION

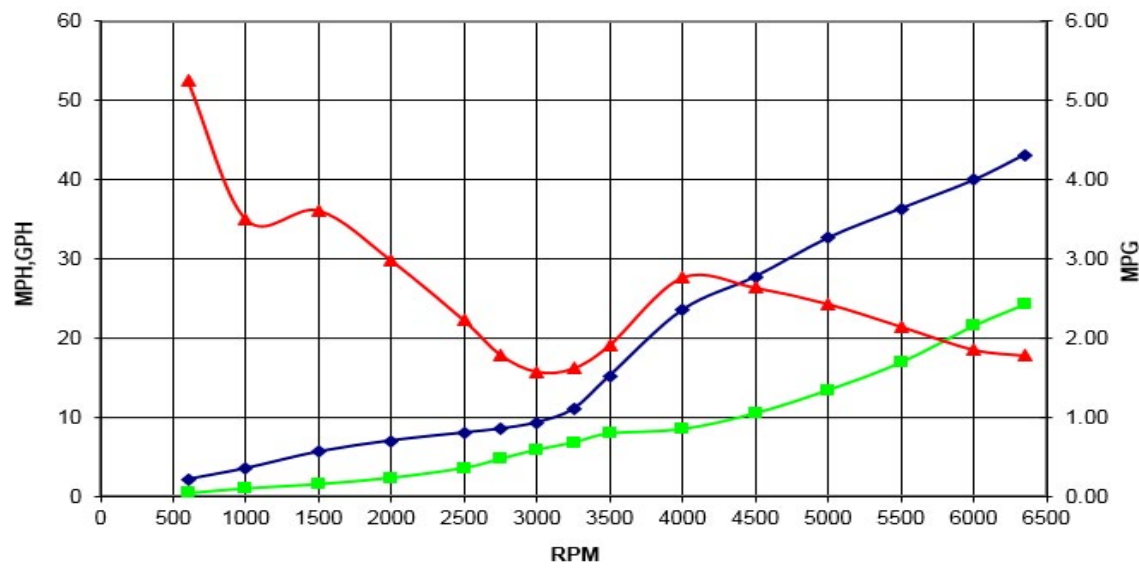
Model: 230 Outrage  
Hull #: USBWCE0010F617  
Engine: Mercury 225 Verado  
Horsepower: 225  
Gear Ratio: 1.85 : 1  
Prop: 15 1/2" x 14" Enertia  
Fuel Capacity: 107 gallons  
Notable Options: Hardtop, Fishing Package  
Test Date: 14-June-2016

### WEIGHT SUMMARY

Dry Weight: 4,500 lbs  
Fuel: 52 gallons  
Water: 20 gallons  
Test Gear: 25 lbs  
Personnel: 375 lbs  
Test Weight: 5,387 lbs  
Water Conditions: 86° F  
Weather Conditions: 82° F

	RPM	Speed		Fuel Consumption			
		mph	knots	gph	mpg	nmpg	range (mi)
Idle	600	2.1	1.8	0.4	5.25	4.56	506
	1000	3.5	3.0	1.0	3.50	3.04	337
	1500	5.6	4.9	1.6	3.61	3.14	348
	2000	7.0	6.1	2.4	2.98	2.59	287
	2500	8.0	6.9	3.6	2.22	1.93	214
	2750	8.5	7.4	4.8	1.79	1.55	172
	3000	9.3	8.1	5.9	1.58	1.37	152
	3250	11.0	9.6	6.8	1.62	1.40	156
	3500	15.2	13.2	8.0	1.91	1.66	184
	4000	23.5	20.4	8.5	2.76	2.40	266
	4500	27.7	24.1	10.5	2.64	2.29	254
	5000	32.6	28.3	13.4	2.43	2.11	234
WOT	5500	36.3	31.5	16.9	2.15	1.87	207
	6000	39.9	34.6	21.5	1.86	1.61	179
	6350	43.1	37.4	24.2	1.78	1.55	172

Acceleration: time to plane 5.0 secs  
Idle - 30 mph 8.8 secs



Notes: 1) Speed determined by GPS. Fuel consumption based on total usage by the engines. MPG computed from MPH & GPH. Range based on 90% of total fuel capacity. 2) The performance data shown should be considered valid only for the specific boat whose serial number is shown and on the date this test was performed. Many factors may affect the actual performance of this boat or of similar boats. Such factors include, but are not limited to, installation of certain options such as towers and hard tops, vessel loading and trim, weather and sea conditions, engines condition, propeller condition and hull bottom condition. Boston Whaler makes no guarantee whatsoever that this performance will be repeated on this boat at a later date or at any time on a similarly equipped boat.





# 230 OUTRAGE

## 2017 MODEL YEAR | PERFORMANCE DATA SHEET

### TESTING INFORMATION

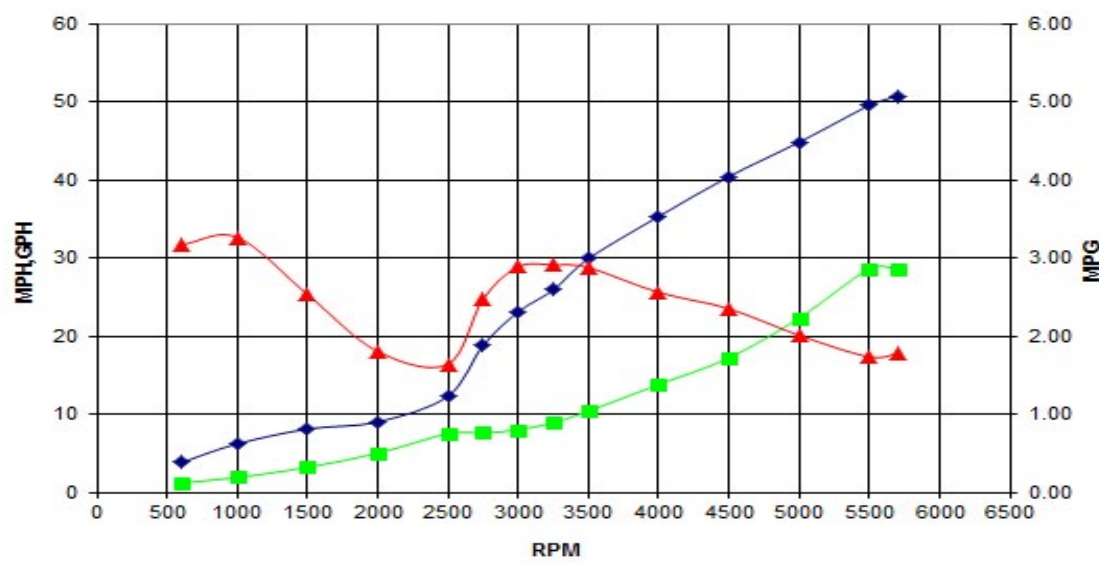
Model: 230 Outrage  
Hull #: USBWCE0013F617  
Engine: Mercury Twin 150 Four Stroke  
Horsepower: 300  
Gear Ratio: 1.92 : 1  
Prop: 14 3/8" x 19" Enertia  
Fuel Capacity: 107 gallons  
Notable Options: Hardtop, Freshwater, Aft Sunshade  
Test Date: 11-July-2016

### WEIGHT SUMMARY

Dry Weight: 5,010 lbs  
Fuel: 56 gallons  
Water: 0 gallons  
Test Gear: 25 lbs  
Personnel: 370 lbs  
Test Weight: 5,749 lbs  
Water Conditions: 87° F  
Weather Conditions: 92° F

	RPM	Speed		gph	Fuel Consumption		range (mi)
		mph	knots		mpg	nmpg	
Idle	600	3.8	3.3	1.2	3.17	2.75	305
	1000	6.2	5.4	1.9	3.26	2.83	314
	1500	8.1	7.0	3.2	2.53	2.20	244
	2000	9.0	7.8	5.0	1.80	1.56	173
	2500	12.3	10.7	7.5	1.64	1.42	158
	2750	18.8	16.3	7.6	2.47	2.15	238
	3000	23.1	20.1	8.0	2.89	2.51	278
	3250	25.9	22.5	8.9	2.91	2.53	280
	3500	29.9	26.0	10.4	2.88	2.50	277
	4000	35.3	30.7	13.8	2.56	2.22	246
	4500	40.4	35.1	17.2	2.35	2.04	226
WOT	5000	44.8	38.9	22.3	2.01	1.74	193
	5500	49.5	43.0	28.6	1.73	1.50	167
	5700	50.7	44.0	28.6	1.77	1.54	171

Acceleration: time to plane 4.8 secs  
Idle - 30 mph 8.8 secs



Notes: 1) Speed determined by GPS. Fuel consumption based on total usage by the engines. MPG computed from MPH & GPH. Range based on 90% of total fuel capacity. 2) The performance data shown should be considered valid only for the specific boat whose serial number is shown and on the date this test was performed. Many factors may affect the actual performance of this boat or of similar boats. Such factors include, but are not limited to, installation of certain options such as towers and hard tops, vessel loading and trim, weather and sea conditions, engines condition, propeller condition and hull bottom condition. Boston Whaler makes no guarantee whatsoever that this performance will be repeated on this boat at a later date or at any time on a similarly equipped boat.



# 230 OUTRAGE

2017 MODEL YEAR | PERFORMANCE DATA SHEET

230 Outrage 2016 Engine Comparison Graph

