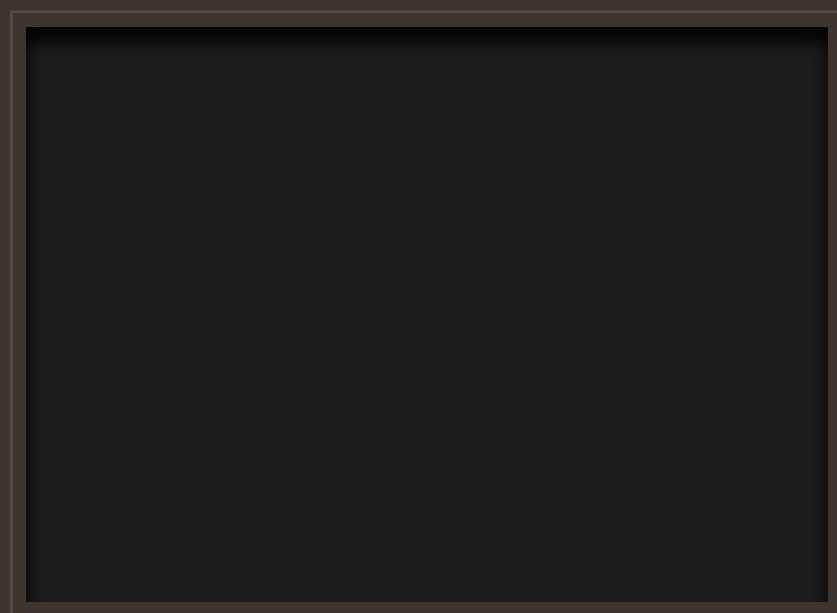




AUSTRALIA'S MOST AWARDED LUXURY BOAT BUILDER





INTRODUCING THE NEXT EXCITING MODEL IN THE RIVIERA SPORT YACHT COLLECTION
THE 6000 SPORT YACHT | LAUNCHING AUGUST 2014

A NEW WORLD OF BOATING LUXURY

Riviera's stylish and sophisticated 6000 Sport Yacht heralds an exciting new era for luxury on-water entertaining.

This opulent flagship of our Sport Yacht fleet is supremely comfortable with its clever and convenient alfresco lifestyle concepts, ultramodern technology and palatial appointments – indeed it is a high-performance vessel akin to a floating six-star resort.

The new features of this stately Sport Yacht start to become evident even before you step aboard – her sleek lines are complemented by contemporary stateroom port holes, large fixed skylights and two electric sliding sunroofs built into the curvaceous fibreglass hardtop ... finessed with an attention to every detail that confirms this magnificent vessel is indeed a Riviera.

Of course the awe-inspiring aesthetic appeal of the 6000 Sport Yacht is just the beginning – our talented Australian and international designers, and expert engineers, have captured an enriched sense of light, space and liveability from bow to stern ... and everywhere in between.

Simultaneously, natural ventilation is achieved throughout the entire boat – from the luxuriously furnished saloon through the generous-sized staterooms below deck – yet allowing the flexibility for owners to truly personalise their investment.

Befitting a pleasure craft of this calibre, all on-board appliances, entertainment systems, fittings and furnishings are contemporary and a perfect fit with the state-of-the-art technology which helps us set new benchmarks in terms of convenience, reliability and superior sea-keeping performance.

And it helps us remain true to the Riviera ethos of sourcing the best and most reliable equipment and fittings from the best and most reliable suppliers to help our valued owners achieve 'the ultimate boating experience'.





STEP ABOARD

Stepping from the large hydraulic swim platform through either of the wide transom side gates and into the expansive teak-laid cockpit of the 6000, you'll immediately appreciate the evolution of the luxury indoor/outdoor character for which our Sport Yacht series is internationally renowned.

Wide, walk-around non-slip side decks with well-placed hand rails give access to her colossal-sized sun pad which sprawls the centreline of the forward deck. Here there's an independent two-speaker Fusion AM/FM stereo with Bluetooth and USB port, as well as handy water-tight storage compartments and, of course, a deep ice box to keep the champagne perfectly chilled and the beer icy cold while you soak up the sun.

A closer inspection of the generous 10.5 metre squared cockpit confirms the clever lifestyle and storage concepts of the 6000. A practical twin barbecue with convenient drawer fridge and freezer sits conveniently aft above a large garage where a 3.2 metre tender and outboard can be easily loaded with built-in electric winch, or a jet ski can be securely stored with additional room for accessories and water toys.

The 6000's curvaceous fibreglass hardtop provides shelter and shade from the extremities, and houses the cockpit's own electric sliding sunroof which brings extra sunlight and fresh air into the alfresco area when desired. An L-shaped lounge/dining area to port comfortably seats six people, and a teak table lowers to create a large daybed. There's also a two-metre lounge to starboard to seat an additional three people, further reinforcing the entertainment and enjoyment of the 6000 Sport Yacht and confirming this boat as "the ultimate entertainer".





STEP INSIDE

The free-flowing feel throughout the 6000 is enhanced with a large glass awning window which opens between the cockpit and spacious saloon, bringing the outdoors inside and affirming the large aft U-shaped galley as the central entertainment hub of the boat.

Of course the galley boasts high-end Miele induction cooktop, dishwasher, convection microwave oven and rangehood as well as three top-of-the-range Vitrifrigo drawer fridges and two freezers as well as a convenient pull-out pantry. A tinted bronze glass finish to the overhead galley cabinets adds yet another touch of refinement to the walnut satin varnish joinery used throughout the boat.

Natural light in the galley is enhanced with fixed overhead skylights and a second Webasto electric sunroof above the saloon dining, lounge area and helm. Air-conditioning is standard to both the saloon and galley however natural breezes are captured through the sunroof and through opening windows to port and starboard, ensuring occupants and guests remain cool and comfortable.

The spacious and elegantly appointed saloon, with its soft-touch natural leathers and highest quality fabrics, is perfect for indoor entertaining. A U-shaped lounge with dinette table to port seats six adults, and a large two-metre, three-seater lounge opposite is large enough to enjoy a lazy afternoon nap and versatile enough to provide a work space or additional dining area – its central ottoman can also be used as an extra seat around the dining table for games or quality time with the family.

The extensive indoor entertainment system includes a 40" LCD TV integrated with a Bose AM/FM stereo, DVD player with amplifier, sub-woofer and four speakers to the saloon, with additional speakers via a second-zone, two-speaker system to the cockpit.





All critical navigation electronics, comprehensive engine instrumentation and vessel controls are within easy reach of the high-backed Treben Italian leather helm and companion seats, both of which have electric forward/aft adjustment and recessed footrests. Fittingly, the ergonomically designed, new-look helm has a sunken backlit dash, high-quality sports steering wheel, ample storage compartments for binoculars and instrument display covers, as well as drink-holders and enough space for two 17" display screens.








STEP BELOW

Whether overnighting in a sheltered bay or on a long-distance coastal cruise, the inspiring design of the 6000 Sport Yacht ensures supreme comfort for her owners and guests.

The full-beam master stateroom has a king-size, walk-around bed amidships, contemporary timber-finish headboard and bedside tables, new and striking deep windows on either side as well as opening portholes on both sides which adds a striking visual feature as well as ensuring plenty of fresh air.

Transition glass helps flood the master stateroom with natural light when the large and luxurious port-side ensuite is not in use, yet offers complete privacy at the press of a button. The ensuite boasts luxurious Milli Glance and Grohe fixtures, complemented by a heated towel rail and the highest quality Italian ceramic non-slip flooring. A frameless glass door leads to the large shower stall and includes a chrome showerhead on a slide bar, again complemented by the highest quality non-slip flooring.




1. Giant atrium in the forward saloon floods daylight below to the accommodation deck. 2. Master ensuite bathroom features a switch-glass window between the ensuite and stateroom. When turned on, the glass turns a solid white colour and gives total privacy to the ensuite. 3. When turned off, the switch-glass is clear allowing natural light from the large ensuite window and port lights to filter into the master stateroom.

The master stateroom also features a third and convenient C-Zone digital switching control panel while the entertainment system comprises a bulkhead-mounted 40" LCD TV and Samsung home theatre system. There is also a make-up table and ottoman forward and a three-seater leather lounge to starboard, while adding to the supreme comfort for the owners is a deep walk-in-wardrobe with ample hanging space.



1



2



3



4

1. Master ensuite bathroom features a giant hull window and large opening port hole bring an abundant level of light and fresh air into the ensuite. 2. Forward in the master stateroom is a make-up table with ottoman flanked with drawers either side. The centre table top lifts to reveal a large make-up mirror and softly padded make-up compartment. 3. Walk-in wardrobe of the master suite is deep and features ample hanging space. 4. Lower five-seater atrium lounge is a very practical and versatile design option on the 6000.



The 6000 Sport Yacht's enriched sense of light, space and liveability is also evident in the atrium as you step below deck from the saloon, courtesy of the wide windscreen, extremely generous headroom and ultra-modern technology that you'd expect from a Riviera.

The VIP guest stateroom forward features a queen island bed with hanging lockers port and starboard, its own ensuite with separate shower stall and contemporary style bowl and vanity cabinet above the solid surface bench top, with lots of storage below. Standard entertainment in this guest stateroom is a 22" LCD TV/ DVD combination with Fusion AM/FM stereo, Bluetooth and USB port including two speakers. Fixed portholes are standard and bring in even more natural light, complementing the shapely overhead deck hatch.

The starboard twin cabin with full-length beds also has an overhead deck hatch with Oceanair screen as well as an ensuite which doubles as a day head. The port-side cabin, with upper and lower bunks, can be converted to a lower galley or atrium lounge with five-seater lounge area with its own integrated storage features, including side-by-side washer/ dryer, optional wine cooler or an additional entertainment system featuring a 32" TV, X-Box and DVD player.



1. Starboard side guest cabin features twin adult-size beds.
2. VIP guest stateroom ensuite bathroom. 3. The attention to detail of the materials selection and finishes on the 6000 is a delight to the senses. 4. The dual purpose day head and guest stateroom ensuite bathroom.



STEP INTO THE FUTURE

Innovation is a key foundation of the Riviera ethos of producing world-class luxury power boats, built to last and to handle the testing Australian offshore conditions. To this end, Riviera's design and engineering team has sourced the latest technology from around the world.

A key feature of the 6000 is the innovative C-Zone central AC/DC switching control and systems monitoring, and there are three control panels on-board – in the galley, at the helm and in the full-beam master stateroom. C-Zone allows owners to energise all lighting and electrics depending on the requirements with just the touch of a button. It comes pre-programmed with three custom settings – "entertain", "cruise" and "dock unattended" – and these modes can be customised by the owner, so the system works exactly how you want. There's also a "service" mode that shuts down all power and systems. Other user-friendly features include interior light-dimming, timer controls, automated circuit control, wiper speed and wash functions.

The exquisite satin walnut interior joinery throughout the 6000SY is hand-finished by Riviera's varnish master craftsmen. Other timber options are gloss walnut, gloss teak, gloss cherry and gloss beach

1 and 3. Forward VIP guest stateroom. 2. The lower atrium lounge design can feature a fully concealed laundry with separate washer and dryer and related storage.

The 6000 Sport Yacht has full joystick steering while cruising as well as an additional pop-up joystick to port in the cockpit to aid precise docking.

Also standard are full auto-pilot, auto-trim, Dynamic Positioning System (DPS) for station-holding while preparing lines and fenders or waiting off a fuel jetty, as well as Anti-Corrosion Protection (ACP). There's also the option to upgrade to the innovative Volvo Penta Glass Cockpit system which further raises the bar in terms of centralised control of navigation equipment, engine and alarms.

For the 6000 Sport Yacht, Riviera has employed the revolutionary Volvo Penta propulsion system with twin IPS2 950 (533kW /2 x 725hp) pod drives which, in addition to superior handling and manoeuvring in tight situations, also offer impressive fuel efficiency, low noise levels, long cruising range and a high top-end speed.

State-of-the-art technology also encompasses the 6000's maintenance-free battery banks charging system via the engines, the Mastervolt charging and inverter system and self-monitoring Cummins Onan generator, network capabilities and diagnostics providing peace of mind at sea.

All this, combined, while the practical design concepts result in quick accessibility to key maintenance points throughout the entire boat, thus increasing reliability, reducing future servicing costs and confirming the Riviera 6000 Sport Yacht genuinely is in a class all of its own.

1. The engine room boasts a wealth of the latest marine technology and engine systems. 2. The helm dash panel has a distinctive automotive flair and style. 3. A very versatile and practical 8 square metre space is located aft of the master stateroom and beneath the cockpit. This considerable space can be configured as either an optional utility room with generous storage or optional crew quarters with access from the cockpit or via the walk-in robe in the master stateroom. 4. Access to the engine room is through a watertight door located in the utility room/crew quarters.





IMPECCABLE PEDIGREE

The 6000 Sport Yacht's confident poise is just as evident offshore as it is at anchor – her solid and robust hull with keel is the evolution of Riviera's rich 34-year heritage in building world-class luxury powerboats that are proven in the tough Australian blue-water conditions.

Our leading-edge technology and legendary build quality combines super-strong hand layups with solid GRP hull from the waterline down, structural core material in the hull flanks, main deck and hardtop, as well as precisely fitted, lightweight resin transfer-moulded small parts that are pre-fitted for a perfect seal when all major components are bonded together.

However, even before a single piece of timber was cut for the plug work, the 6000 was created in-house using industry-leading Unigraphics 3D computer software, allowing Riviera's team of talented and passionate international designers and engineers to put to purpose every inch of available space, with a firm focus on convenient access to every key maintenance point so any issues can be quickly identified and addressed, and service costs are kept to a minimum.

Of course, this thoughtful consideration for our Riviera family of owners is a key part of our ethos of doing all we can to help our valued owners achieve ... 'the ultimate boating experience'.

CRAFTED WITH PASSION

Riviera is an Australian success story and a major international marketer of luxury pleasure boats. Our growth over more than 34 years has resulted in a company that today creates and manufactures three individual model collections and supports an international dealer network that spans more than 60 countries. We are also Australia's most awarded pleasure boat manufacturer.

The secret of our success is an absolute commitment to quality. Be it our 400 strong team of people, our work practices, materials, tools and technology, environmental responsibility or after sales service, we are rigorous in pursuing the highest standards.

Our craftspeople consult world-leading naval architects, engineers and designers. Our employment and training practices have also earned us many local and national awards.

Riviera operate the largest luxury boat building facility in the Southern Hemisphere and boasts some of the most sophisticated technology available.



AWARDED FOR EXCELLENCE

Riviera's vast collection of industry awards is a reflection of the pride and passion our master craftsmen put into every model in our premium range of Australian-built luxury pleasure craft.





The home of Riviera. The 14 hectare state-of-the-art manufacturing facility on the Gold Coast in Queensland. This is the largest facility of its kind in the Southern hemisphere.

RIVIERA'S ETHOS INSPIRES CONFIDENCE

The quality of our service is commensurate with the quality of our boats and is something we are passionate about. The experience of purchasing your Riviera, from the selection of the electronics and décor, to the regular service and maintenance will all be carried out reliably, promptly and smoothly. In fact, you can count on us, and our global dealer network, for the life of your boat.

It is this consistent quality that has created Riviera's enormous and ever-growing international appeal.

Today there are over 5000 Riviera luxury boats located in all corners of the globe.

A sensational and growing choice of models, an impeccable pedigree, excellent value and outstanding service: now more than ever, Riviera's reputation for quality with integrity inspires confidence in boating enthusiasts the world over.





The growing Riviera global network of dealers now spans 60 countries. Find a dealer near you at RivieraAustralia.com





ELECTRONICS

Electronics play an ever-increasing role in the pleasure, performance and safety of luxury boats, and the choice of equipment that is available today is vast. In fact, selecting the equipment that meets your needs can be a very challenging task. R Electronics is here to help: we source the best systems and products from around the world, we are experts at matching technology to individual requirements and work closely with Riviera's design team and Riviera's global Dealer Network to create systems that maximise your pleasure and safety.

RElectronics.com.au



STYLE

A passion for quality and good design steers everything we do at Riviera — and that is reflected in our exclusive range of clothing, accessories and decor items. If you love your Riviera, you'll feel at home with the Riviera Collection: casual yet stylish, comfortable, practical and made to withstand the rigours of boating life.

The Accessory and Decor Collection ranges from a storm jacket to stylish crockery. Riviera has the total leisure and style solution.

RStyle.com.au



INTERIORS

To make your boat truly your own, we offer a wide choice of fabrics, finishes and color schemes that allow you to customise your Riviera. Of course, we also have experienced designers who can advise and assist with your individual selection.

It is a real pleasure to own and use things that are aesthetically pleasing, work well and last — and because it is only appropriate that such qualities are found on board a Riviera, we supervise each individual interior scheme from creation to installation.

RInteriors.com.au





THE RIVIERA EXPERIENCE

When you buy a Riviera, you are really joining a family.

Indeed, this "Riviera Experience" is something we take very seriously and value very highly – we believe our core duty is to help owners of our world-class, Australian-built luxury pleasure craft to achieve the ultimate boating experience.

So you can imagine how proud we are that this commitment is something highly valued by members of our Riviera "family" of owners too.

With exclusive invitations to special adventures, social events and educational workshops, the "Riviera Experience" runs much deeper than owning a striking, sophisticated and stylish boat which not only looks a cut above the rest but also delivers in terms of superior sea-handling and innovative on-board technology.

Perhaps our passion is best reflected in the words of our Riviera owners:

"I had not even turned the key on my new 445 and I already felt part of the Riviera family. I've owned a number of boats and maybe I'm a slow learner ... I should have bought a Riviera earlier!"

"We really enjoy coming together as the Riviera community. We've been on a couple of the Experience trips and there's a real safety aspect of going offshore and being around other Riviera owners, who know their boats and your boat too."

And one more ...

"Riviera goes over and above all expectations to make sure owners enjoy a great experience for the entire life of their boats. That lifelong commitment is something that really makes a difference."

Yes, they are glowing endorsements and they are all from long-time Riviera owners who share something truly unique – they share the truly unrivalled "Riviera Experience".



Twin bunk cabin



Lower lounge / TV area





Riviera 6000 Sport Yacht

SPECIFICATIONS

Length Overall (inc. swim platform)	19.30 m	63' 4"
Lh to ISO8666 *	17.60 m	57' 9"
Beam (inc. gunwale)	5.38 m	17' 8"
Maximum Draft (inc. props)	1.36 m	4' 5"
Dry Weight ** (approx.)	25,750 kg	56,800 lb
Fuel Capacity ***	2,650 L	700 US gal
Water Capacity	800 L	211 US gal
Holding Tank Capacity	500 L	132 US gal
Sleeping Capacity	8 - 9 persons	
Cockpit Area	10.50 m ²	113 ft ²
Bridge Clearance	4.34 m	14' 3"
Standard Engine – Volvo Penta IPS950 x 2	533 kW	725 hp each

*Specifications may vary on a regional basis.

Riviera Clarification of Specification

*Length of the hull (Lh) to ISO8666: Includes all structural and integral parts (ie. the moulded length of the hull). It excludes parts that can be removed in a non-destructive manner without affecting the structural integrity of the craft, eg. pulpits, outdrives, driving platforms, rubbing strakes.

**Dry weight represents the estimated minimum weight of a boat with standard engines and options, no fuel or water on board, no equipment or provisions and no personnel. The stated dry weight may be exceeded.

***Denotes net tank capacity. For useable capacity do not rely on more than 90% of tank capacity. Actual capacity will vary according to boat trim and sea state.

Speeds are subject to normal weather conditions, fuel and/or water levels, passengers and equipment loads.

Refer to your Riviera Owner's Manual and your Dealer for height to hardtop and maximum height details.

The specifications in this document are not complete or definitive and are subject to change without notice and therefore may not be current. Riviera will not be liable (in contract, tort or otherwise) for any loss resulting from the inaccuracy of any information contained in this document.

Specifications may vary on a regional basis. Some images in this brochure may include non-standard or after-market options.

Warnings

Riviera is committed to building the best luxury cruisers, tailored to suit specific countries and their individual compliance laws and regulations. Riviera equipment and build specifications approved for one country may not be compliant with another country's safety and equipment regulations and as such those cruisers may have no recourse to Riviera extensive manufacturer's warranties.

Each country and State has different safety equipment standards.

It is important that you ensure the requirements in your jurisdiction are met prior to the vessel being used.

Our PASSION

To create the *ultimate*
boating experience.

